



1

*Department of Behavioral Health and
Developmental Disabilities (DBHDD)*

Division of Developmental Disabilities

Individuals New to Services July 1, 2012-May 31, 2013

2

Fiscal Year 2013 Waiver & State Funded Services

Waiver	State Funded Services	Total*
890 Individuals	485 Individuals	1,375 Individuals

**Total non duplicated individuals*

Source: DBHDD Waiver Information System database (WIS) 5/31/13

Individuals New to Services July 1, 2012-May 31, 2013

3

	NOW/COMP	STATE	TOTAL
Region 3	287	154	441
Region 1	197	97	294
Region 2	106	82	188
Region 5	113	58	171
Region 6	109	44	153
Region 4	78	50	128
TOTALS	890	485	1,375

Individuals New to Waiver

Region 1: 197

Region 2: 106

Region 3: 287

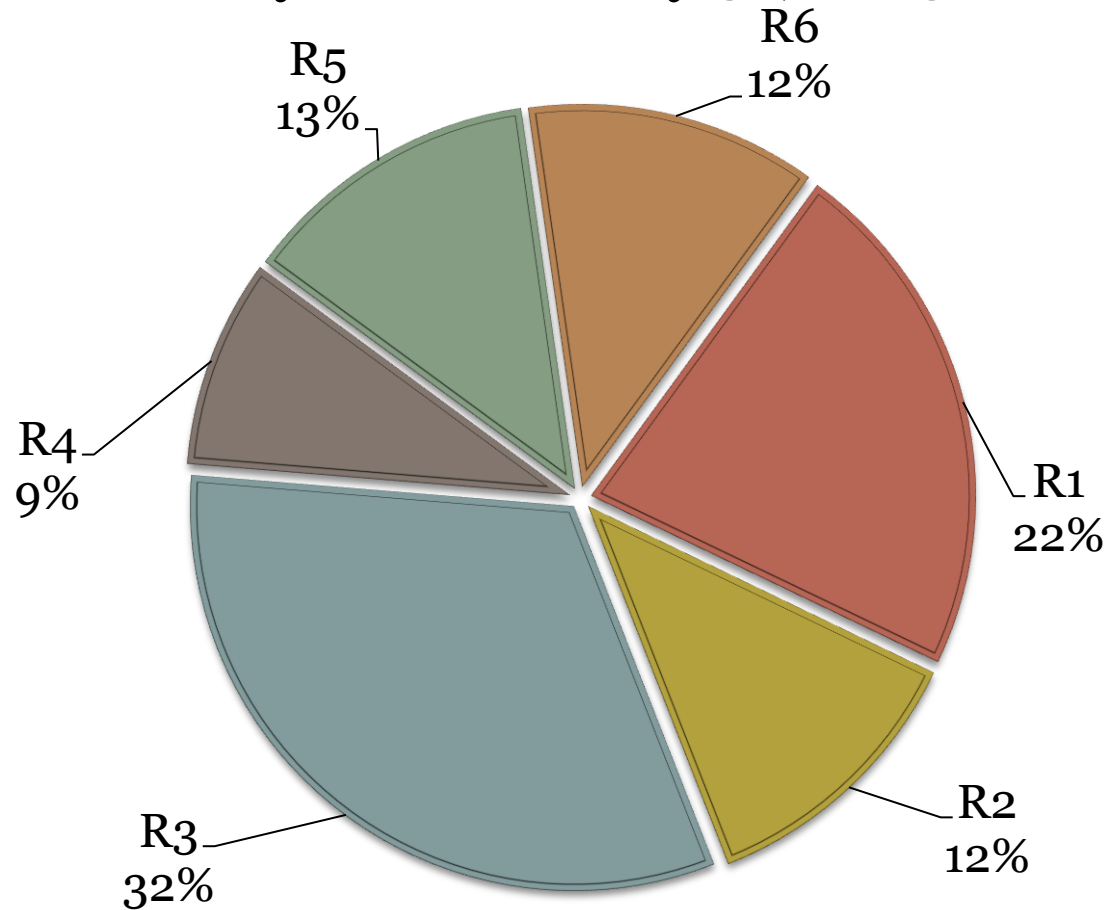
Region 4: 78

Region 5: 113

Region 6: 109

Total: 890

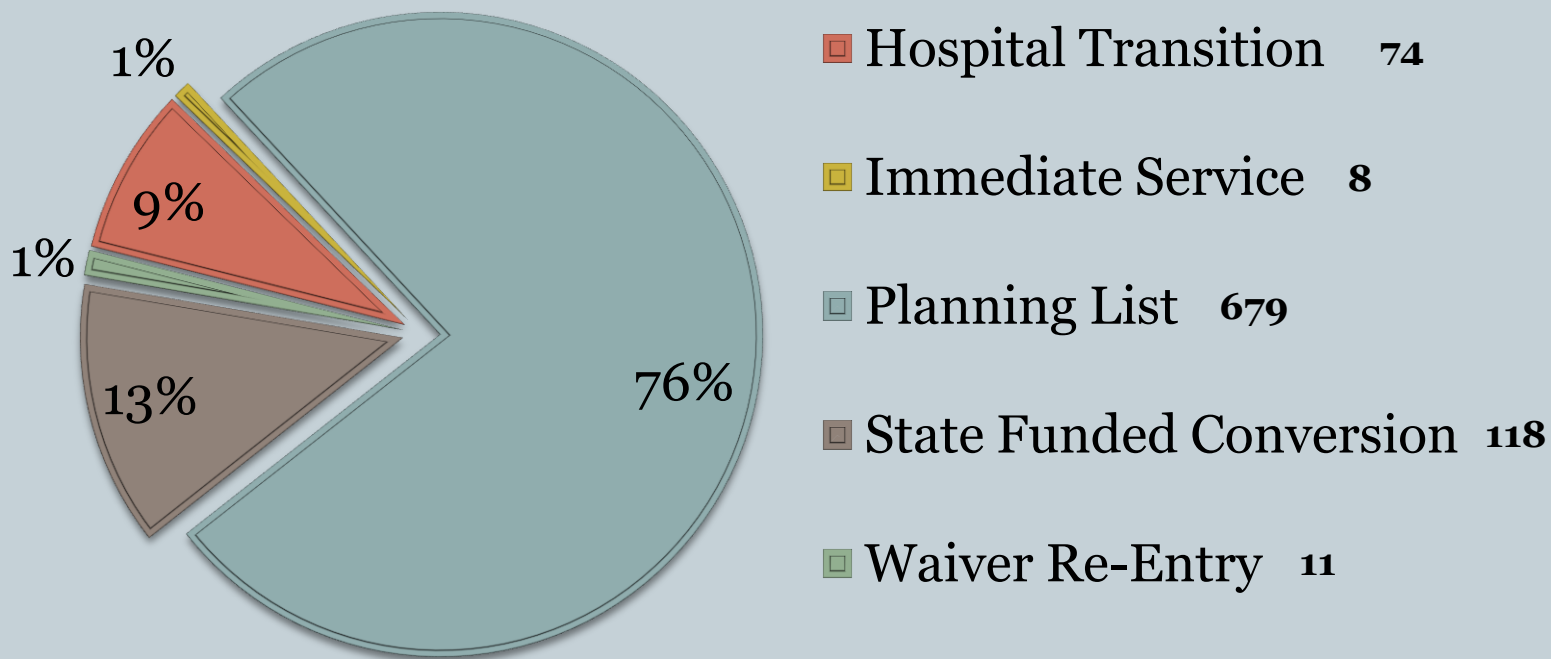
New Waivers by Region July 1 2012 – May 31, 2013



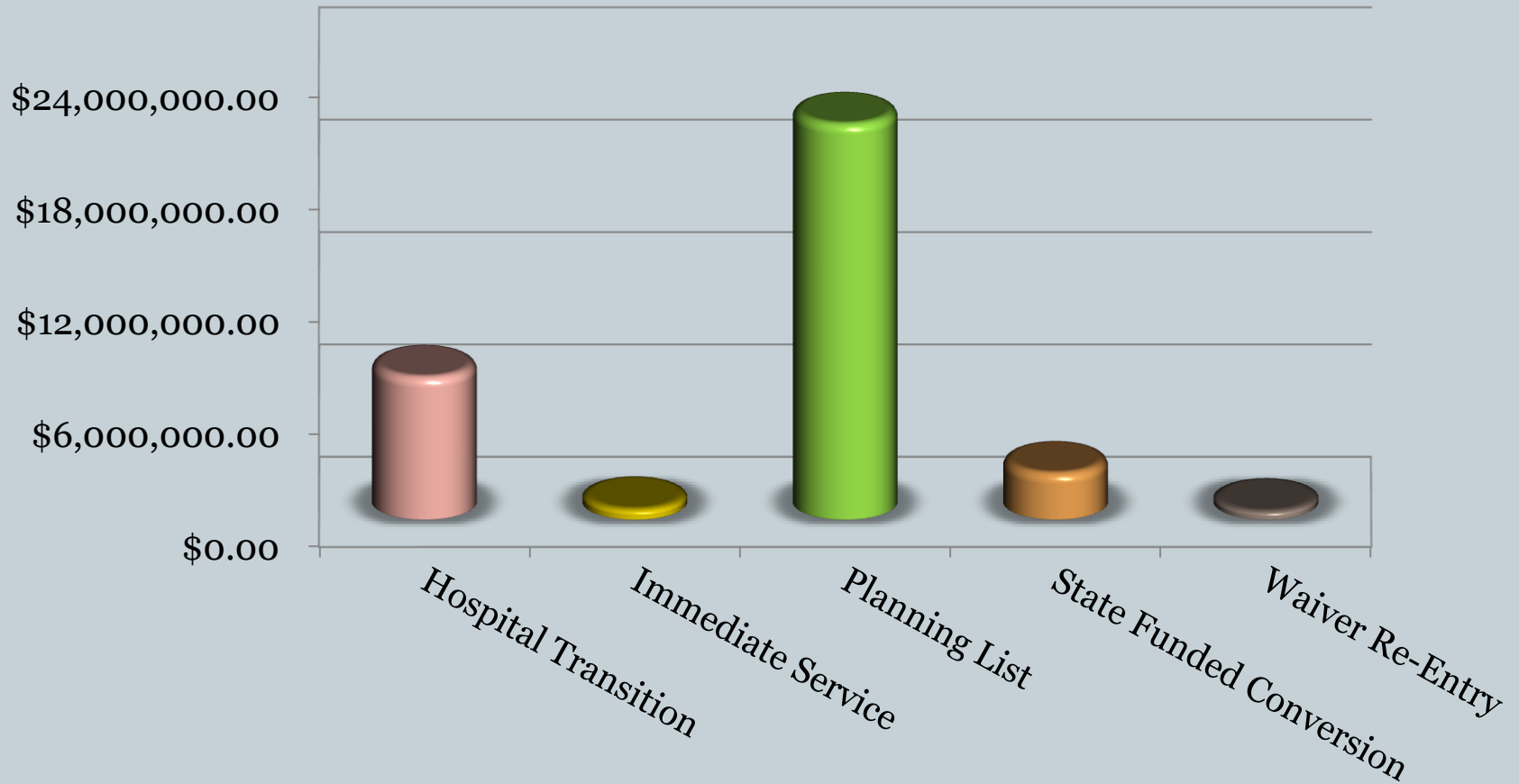
Origin of New Waiver Entries



Origin of Waiver Since July 1 2012



Annualized Funding by Origin of Waiver





New to State Funds

Region 1: 97

Region 2: 82

Region 3: 154

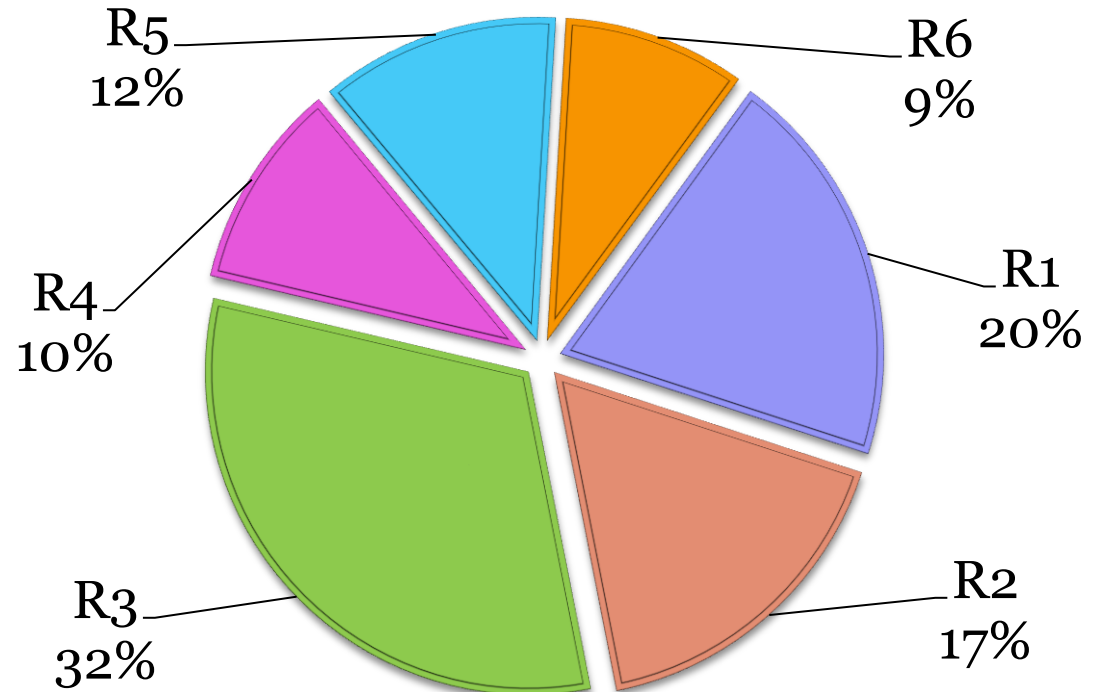
Region 4: 50

Region 5: 58

Region 6: 44

Total: 485

New to State Fund Entries by Region July 1 2012 – May 28, 2013

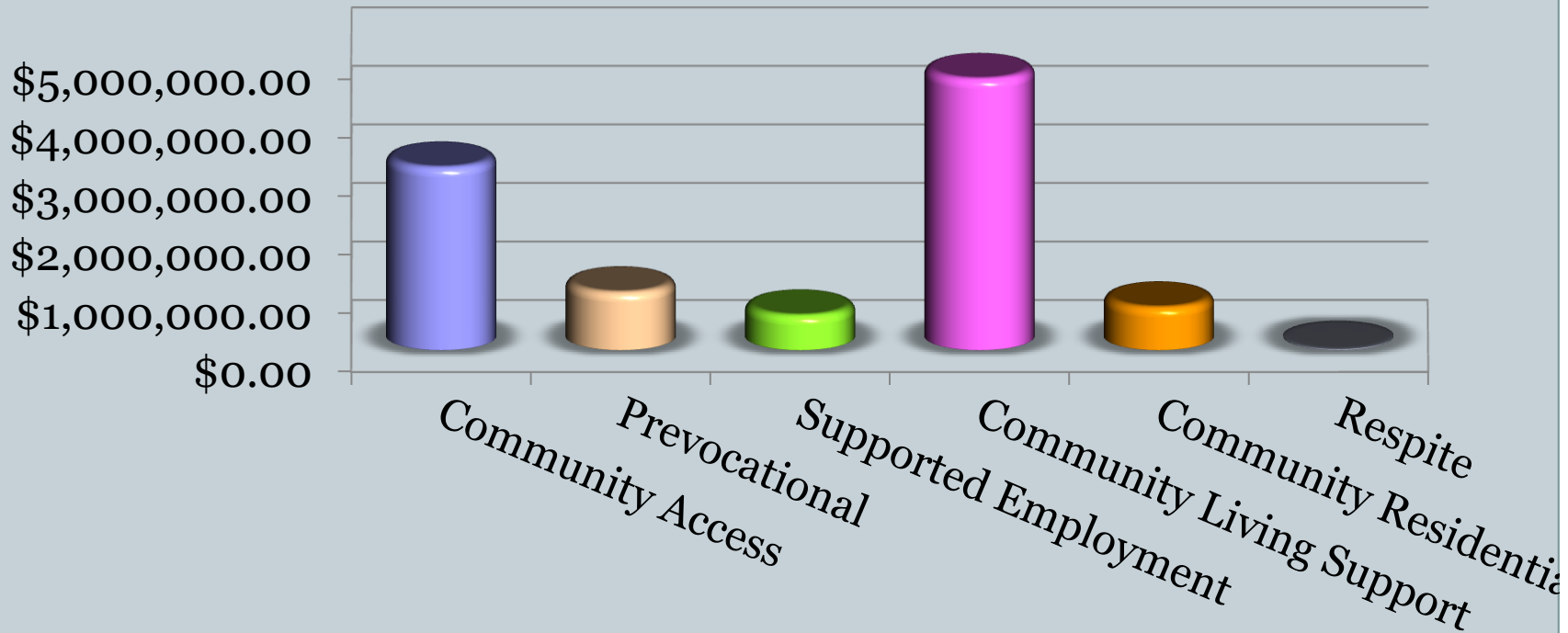


New to State Funds by Service



State Funds	R1	R2	R3	R4	R5	R6	Total
Community Access	48	22	80	31	24	32	237
Prevocational	10	34		1	7	11	63
Supported Employment	14	24	23	4	13	8	86
Community Living Support	3	9	65	13	17	2	109
Community Residential Alternative	2	1	7	2	2	1	15
Respite		7					7
Individuals with service number (one person count more times)	77	97	175	51	63	54	517

Annualized State Funding Amount by Service



Planning List for Waivers

10

Status of Planning List as of May 31, 2013	Totals
Individuals on Short Term Planning List	2,442
Individual on Long Term Planning List	4,593
Statewide Total on Planning List	7,035

Source: DBHDD Case Management Information System database (CIS)