

# **ANNUAL SYNAR REPORT**

**42 U.S.C. 300x-26**

OMB № 0930-0222

**FFY 2022**

**State: GA**

## Table of Contents

Introduction.....	i
FFY 2022: Funding Agreements/Certifications.....	1
Section I: FFY 2021 (Compliance Progress).....	2
Section II: FFY 2022 (Intended Use).....	11
Appendix A: Forms 1–5.....	13
Appendixes B & C: Forms.....	20
Appendix B: Synar Survey Sampling Methodology .....	19
Appendix C: Synar Survey Inspection Protocol Summary.....	21
Appendix D: List Sampling Frame Coverage Study .....	25

Public Burden Statement: An agency may not conduct or sponsor, and a person is not required to respond to, a collection of information unless it displays a currently valid OMB control number. The OMB control number for this project is 0930-0222. Public reporting burden for this collection of information is estimated to average 18 hours per respondent, per year, including the time for reviewing instructions, searching existing data sources, gathering and maintaining the data needed, and completing and reviewing the collection of information. Send comments regarding this burden estimate or any other aspect of this collection of information, including suggestions for reducing this burden, to SAMHSA Reports Clearance Officer, 5600 Fishers Lane, Rockville, MD 20857.

## INTRODUCTION

The Annual Synar Report (ASR) format provides the means for states to comply with the reporting provisions of the Public Health Service Act (42 U.S.C. 300x-26) and the Tobacco Regulation for the Substance Abuse Prevention and Treatment Block Grant (SABG) (45 C.F.R. 96.130 (e)).

### **How the Synar report helps the Center for Substance Abuse Prevention**

In accordance with the tobacco regulations, states are required to provide detailed information on progress made in enforcing youth tobacco access laws (FFY 2021 Compliance Progress) and future plans to ensure compliance with the Synar requirements to reduce youth tobacco access rates (FFY 2022 Intended Use Plan). These data are required by 42 U.S.C. 300x-26 and will be used by the Secretary to evaluate state compliance with the statute. Part of the mission of the Center for Substance Abuse Prevention (CSAP) is to assist states<sup>1</sup> by supporting Synar activities and providing technical assistance helpful in determining the type of enforcement measures and control strategies that are most effective. This information is helpful to CSAP in improving technical assistance resources and expertise on enforcement efforts and tobacco control program support activities, including state Synar program support services, through an enhanced technical assistance program involving conferences and workshops, development of training materials and guidance documents, and onsite technical assistance consultation.

### **How the Synar report can help states**

The information gathered for the Synar report can help states describe and analyze substate needs for program enhancements. These data can also be used to report to the state legislature and other state and local organizations on progress made to date in enforcing youth tobacco access laws when aggregated statistical data from state Synar reports can demonstrate to the Secretary the national progress in reducing youth tobacco access problems. This information will also provide Congress with a better understanding of state progress in implementing Synar, including state difficulties and successes in enforcing retailer compliance with youth tobacco access laws.

---

<sup>1</sup>The term “state” is used to refer to all the states and territories required to comply with Synar as part of the Substance Abuse Prevention and Treatment Block Grant Program requirements (42 U.S.C. 300x-64 and 45 C.F.R. 96.121).

## Getting assistance in completing the Synar report

If you have questions about programmatic issues, you may call CSAP's Division of State Programs at (240) 276-2550 and ask for your respective State Project Officer, or contact your State Project Officer directly by telephone or email. If you have questions about fiscal or grants management issues, you may call the Grants Management Officer, Office of Financial Resources, Division of Grants Management, at (240) 276-1422.

## Where and when to submit the Synar report

The ASR must be received by SAMHSA no later than December 31, 2021 and must be submitted in the format specified by these instructions. Use of the approved format will avoid delays in the review and approval process. The chief executive officer (or an authorized designee) of the applicant organization must sign page one of the ASR certifying that the state has complied with all reporting requirements.


The state must upload one copy of the ASR using the online WebBGAS (Block Grant Application System). In addition, the following items must be uploaded to WebBGAS:

- FFY 2022 Synar Survey Results: States that use the Synar Survey Estimation System (SSES) must upload one copy of *SSES Tables 1–8* (in Excel) to WebBGAS. **Please note that, in the FFY 2022 ASR, SSES will generate Tables 6, 7, and 8, which are based on the optional microdata on product type, retail outlet type, and whether identification was requested. If your state does not submit these optional data, Tables 6, 7, and 8 will be blank. Tables 6, 7, and 8 are generated for the convenience of the state, and states are not required to submit completed versions of Tables 6, 7, or 8.** States that do not use SSES must upload one copy of ASR Forms 1, 4, and 5, and Forms 2 and 3, if applicable, (in Excel), as well as a database with the raw inspection data to WebBGAS.
- Synar Inspection Form: States must upload one blank copy of the inspection form used to record the result of each Synar inspection.
- Synar Inspection Protocol: States must upload a copy of the protocol used to train inspection teams on conducting and reporting the results of the Synar inspections. This document should be different than the Appendix C attached to the Annual Synar Report.
- A scanned copy of the signed Funding Agreements/Certifications

Each state SSA Director has been emailed a login ID and password to log onto the Synar section of the WebBGAS site.

## FFY 2022: FUNDING AGREEMENTS/CERTIFICATIONS

The following form must be signed by the Chief Executive Officer or an authorized designee and submitted with this application. Documentation authorizing a designee must be attached to the application.

<b>PUBLIC HEALTH SERVICES ACT AND SYNAR AMENDMENT</b>
42 U.S.C. 300x-26 requires each state to submit an annual report of its progress in meeting the requirements of the Synar Amendment and its implementing regulation (45 C.F.R. 96.130) to the Secretary of the Department of Health and Human Services. By signing below, the chief executive officer (or an authorized designee) of the applicant organization certifies that the state has complied with these reporting requirements and the certifications as set forth below.
<b>SYNAR SURVEY SAMPLING METHODOLOGY</b>
The state certifies that the Synar survey sampling methodology on file with the Center for Substance Abuse Prevention and submitted with the Annual Synar Report for FFY 2022 is up-to-date and approved by the Center for Substance Abuse Prevention.
<b>SYNAR SURVEY INSPECTION PROTOCOL</b>
The state certifies that the Synar Survey Inspection Protocol on file with the Center for Substance Abuse Prevention and submitted with the Annual Synar Report for FFY 2022 is up-to-date and approved by the Center for Substance Abuse Prevention.
<b>State:</b> GA
<b>Name of Chief Executive Officer or Designee:</b> Judith A. Fitzgerald
<b>Signature of CEO or Designee:</b>  <small>Judy Fitzgerald (Dec 8, 2021 16:04 EST)</small>
Commissioner, Georgia Department of Behavioral Health <b>Title:</b> & Developmental Disabilities <b>Date Signed:</b> Dec 8, 2021
<b>If signed by a designee, a copy of the designation must be attached.</b>

**SECTION I: FFY 2021 (Compliance Progress)**

**YOUTH ACCESS LAWS, ACTIVITIES, AND ENFORCEMENT**

42 U.S.C. 300x-26 requires the states to report information regarding the sale/distribution of tobacco products to individuals under age 18.

**1. Please indicate any changes or additions to the state tobacco statute(s) relating to youth access since the last reporting year. If any changes were made to the state law(s) since the last reporting year, please upload a copy of the state law to WebBGAS. (see 42 U.S.C. 300x-26).**

**a. Has there been a change in the minimum sale age for tobacco products?**

Yes  No

*If Yes, current minimum age:*  19  20  21

**b. Have there been any changes in state law that impact the state's protocol for conducting Synar inspections?**

Yes  No

*If Yes, indicate change. (Check all that apply.)*

- Changed to require that law enforcement conduct inspections of tobacco outlets
- Changed to make it illegal for youth to possess, purchase or receive tobacco
- Changed to require ID to purchase tobacco
- Changed definition of tobacco products
- Other change(s) *(Please describe.)* \_\_\_\_\_

**c. Have there been any changes in state law that impact the following?**

- Licensing of tobacco vendors  Yes  No
- Penalties for sales to minors  Yes  No
- Vending machines  Yes  No
- Added product categories to youth access law  Yes  No

**2. Describe how the Annual Synar Report (see 45 C.F.R. 96.130(e)) was made public within the state prior to submission of the ASR. (Check all that apply.)**

- Placed on file for public review
- Posted on a state agency Web site *(Please provide exact Web address and the date when the FFY 2022 ASR was posted to this Web address.)*

*Web address:* <https://dbhdd.georgia.gov/bh-prevention/substance-abuse-prevention>

*Date published:* December 8, 2021

- Notice published in a newspaper or newsletter
- Public hearing

- Announced in a news release, a press conference, or discussed in a media interview
- Distributed for review as part of the SABG application process
- Distributed through the public library system
- Published in an annual register
- Other *(Please describe.)* \_\_\_\_\_

**3. Identify the following agency or agencies** *(see 42 U.S.C. 300x-26 and 45 C.F.R. 96.130).*

**a. The state agency(ies) designated by the Governor for oversight of the Synar requirements:**

Georgia Department of Behavioral Health and Developmental Disabilities, Office of Behavioral Health Prevention and Federal Grants

Has this changed since last year's Annual Synar Report?

- Yes  No

**b. The state agency(ies) responsible for conducting random, unannounced Synar inspections:**

Georgia Department of Revenue, Alcohol & Tobacco Division

Has this changed since last year's Annual Synar Report?

- Yes  No

**c. The state agency(ies) responsible for enforcing youth tobacco access law(s):**

Georgia Department of Revenue, Alcohol & Tobacco Division

Has this changed since last year's Annual Synar Report?

- Yes  No

**4. Identify the following agencies and describe their relationship with the agency responsible for the oversight of the Synar requirements.**

**a. Identify the state agency responsible for tobacco prevention activities (the agency that receives the Centers for Disease Control and Prevention's National Tobacco Control Program funding).**

Georgia Department of Public Health

**b. Has the responsible agency changed since last year's Annual Synar Report?**

- Yes  No

**c. Describe the coordination and collaboration that occur between the agency responsible for tobacco prevention and the agency responsible for oversight of the Synar requirements. (Check all that apply.) The two agencies**

- Are the same
- Have a formal written memorandum of agreement

- Have an informal partnership
- Conduct joint planning activities
- Combine resources
- Have other collaborative arrangement(s) *(Please describe.)* \_\_\_\_\_
- No relationship

**d. Does a state agency contract with the Food and Drug Administration's Center for Tobacco Products (FDA/CTP) to enforce the youth access and advertising restrictions in the Family Smoking Prevention and Tobacco Control Act?**

- Yes  No (if no, go to Question 5)

**e. If yes, identify the state agency responsible for enforcing the youth access and advertising restrictions in the Family Smoking Prevention and Tobacco Control Act (the agency that is under contract to the Food and Drug Administration's Center for Tobacco Products (FDA/CTP)).**

*Georgia Department of Revenue, Alcohol & Tobacco Division* \_\_\_\_\_

**f. Has the responsible agency changed since last year's Annual Synar Report?**

- Yes  No

**g. Describe the coordination and collaboration that occur between the agency contracted with the FDA to enforce federal youth tobacco access laws and the agency responsible for oversight of the Synar requirements. (Check all that apply.) The two agencies:**

- Are the same
- Have a formal written memorandum of agreement
- Have an informal partnership
- Conduct joint planning activities
- Combine resources
- Have other collaborative arrangement(s) *(Please describe.)* \_\_\_\_\_
- No relationship

**h. Does the state use data from the FDA enforcement inspections for Synar survey reporting?**

- Yes  No



5. Please answer the following questions regarding the state’s activities to enforce the state’s youth access to tobacco law(s) in FFY 2021 (see 42 U.S.C. 300x-26 and 45 C.F.R. 96.130(e)).

a. Which one of the following describes the enforcement of state youth access to tobacco laws carried out in your state? (Check one category only.)

- Enforcement is conducted exclusively by local law enforcement agencies.
- Enforcement is conducted exclusively by state agency(ies).
- Enforcement is conducted by both local *and* state agencies.

b. The following items concern penalties imposed for all violations of state youth access to tobacco laws by **LOCAL AND/OR STATE LAW ENFORCEMENT AGENCIES** (this does not include enforcement of local laws or federal youth tobacco access laws). Please fill in the number requested. If state law does not allow for an item, please mark “NA” (not applicable). If a response for an item is unknown, please mark “UNK.” The chart must be filled in completely.

PENALTY	OWNERS	CLERKS	TOTAL
Number of <u>citations issued</u>	377	0	377
Number of <u>finest assessed</u>	377	0	377
Number of <u>permits/licenses suspended</u>	0		0
Number of <u>permits/licenses revoked</u>	0		0
Other (Please describe.)	N/A	N/A	N/A

c. Are citations or warnings issued to retailers or clerks who sell tobacco to minors for inspections that are part of the Synar survey?

- Yes     No

If “Yes” to 5c, please describe the state’s procedure for minimizing risk of bias to the survey results from retailers alerting each other to the presence of the survey teams:

All compliance investigations are conducted in a covert manner. No overt action is taken until compliance investigation activity in that area has concluded and the underage operative has departed the area.

**d. Which one of the following best describes the level of enforcement of state youth access to tobacco laws carried out in your state? (Check one category only.)**

- Enforcement is conducted only at those outlets randomly selected for the Synar survey.
- Enforcement is conducted only at a subset of outlets not randomly selected for the Synar survey.
- Enforcement is conducted at a combination of outlets randomly selected for the Synar survey and outlets not randomly selected for the Synar survey.

**e. Did every tobacco outlet in the state receive at least one compliance check that included enforcement of the state youth tobacco access law(s) in the last year?**

- Yes  No

**f. What additional activities are conducted in your state to support enforcement and compliance with state youth tobacco access law(s)? (Check all that apply and briefly describe each activity in the text boxes below each activity.)**

- Merchant education and/or training

"We Card" conducts merchant education upon request of the retailers. Comprehensive merchant education "Check It" campaign was developed by DBHDD that includes written educational materials in English and Spanish, a video, a radio advertisement, door-cling reminders, and a DOR/OBHP display exhibited at merchant expo.

- Incentives for merchants who are in compliance (e.g., nonenforcement compliance checks in which compliant retailers are given positive reinforcement and noncompliant retailers are warned about youth access laws)

- Community education regarding youth access laws

DOR ATD and DBHDD participated in the Governor's annual Red Ribbon Campaign Kick Off event which was held virtually for the first time in 2020.

- Media use to publicize compliance inspection results

"Check It" educational video on YouTube.

- Community mobilization to increase support for retailer compliance with youth access laws

DBHDD sponsored (3) Tobacco Education and Compliance Trainings

- Other activities (Please list.) "Attaperson" letters to compliant locations

Locations found to be in compliance are sent/given letters recognizing their compliance and the diligent effort on behalf of their employee. Locations found to be non-compliant are issued citations.

### SYNAR SURVEY METHODS AND RESULTS

The following questions pertain to the survey methodology and results of the Synar survey used by the state to meet the requirements of the Synar Regulation in FFY 2021 (see 42 U.S.C. 300x-26 and 45 C.F.R. 96.130).

**6. Has the sampling methodology changed from the previous year?**

**Yes**    **No**

*The state is required to have an approved up-to-date description of the Synar sampling methodology on file with CSAP. Please submit a copy of your Synar Survey Sampling Methodology (Appendix B). If the sampling methodology changed from the previous reporting year, these changes must be reflected in the methodology submitted.*

**a. If yes, describe how and when this change was communicated to SAMHSA**

Ms. Barbara Dorman (SYNAR Special Projects Coordinator, DBHDD, Office of Behavioral Health Prevention and Federal Grants) submitted the request to change the sample size calculations to Georgia's SAMHSA Synar Project Officer. The request included decreasing the safety margin from 30% to 20% and increasing the accuracy rate from 70% to 80%. Approval for this change was received via email from Mary Ewald on November 9, 2020.

**7. Please answer the following questions regarding the state's annual random, unannounced inspections of tobacco outlets (see 45 C.F.R. 96.130(d)(2)).**

**a. Did the state use the optional Synar Survey Estimation System (SSES) to analyze the Synar survey data?**

**Yes**    **No**

*If Yes, upload a copy of SSES tables 1–8 (in Excel) to WebBGAS. Then go to Question 8. If No, continue to Question 7b.*

**b. Report the weighted and unweighted Retailer Violation Rate (RVR) estimates, the standard error, accuracy rate (number of eligible outlets divided by the total number of sampled outlets), and completion rate (number of eligible outlets inspected divided by the total number of eligible outlets).**

**Unweighted RVR** \_\_\_\_\_

**Weighted RVR** \_\_\_\_\_

**Standard error (s.e.) of the (weighted) RVR** \_\_\_\_\_

**Fill in the blanks to calculate the right limit of the right-sided 95% confidence interval.**

$$\text{RVR Estimate} + (1.645 \times \text{Standard Error}) = \text{Right Limit}$$

plus      times

Accuracy rate \_\_\_\_\_

Completion rate \_\_\_\_\_

c. **Fill out Form 1 in Appendix A (Forms 1–5).** *(Required regardless of the sample design.)*

d. **How were the (weighted) RVR estimate and its standard error obtained?**  
*(Check the one that applies.)*

- Form 2 (Optional) in Appendix A (Forms 1–5) *(Attach completed Form 2.)*  
 Other *(Please specify. Provide formulas and calculations or attach and explain the program code and output with description of all variable names.)*

e. **If stratification was used, did any strata in the sample contain only one outlet or cluster this year?**

- Yes    No    No stratification

*If Yes, explain how this situation was dealt with in variance estimation.*

f. **Was a cluster sample design used?**

- Yes    No

*If Yes, fill out and attach Form 3 in Appendix A (Forms 1–5), and answer the following question.*

*If No, go to Question 7g.*

**Were any certainty primary sampling units selected this year?**

- Yes    No

*If Yes, explain how the certainty clusters were dealt with in variance estimation.*

g. **Report the following outlet sample sizes for the Synar survey.**

	Sample Size
<b>Effective sample size</b> (sample size needed to meet the SAMHSA precision requirement assuming simple random sampling)	
<b>Target sample size</b> (the product of the effective sample size and the design effect)	

<b>Original sample size</b> (inflated sample size of the target sample to counter the sample attrition due to ineligibility and noncompletion)	
<b>Eligible sample size</b> (number of outlets found to be eligible in the sample)	
<b>Final sample size</b> (number of eligible outlets in the sample for which an inspection was completed)	

**h. Fill out Form 4 in Appendix A (Forms 1–5).**

**8. Did the state’s Synar survey use a list frame?**

Yes  No

*If Yes, answer the following questions about its coverage.*

**a. The calendar year of the latest Sampling frame coverage study: \_\_\_\_\_**

**b. Percent coverage from the latest Sampling frame coverage study: \_\_\_\_\_**

**c. Was a new study conducted in this reporting period?**

Yes  No

*If Yes, please complete Appendix D (List Sampling Frame Coverage Study) and submit it with the Annual Synar Report.*

**d. The calendar year of the next coverage study planned: \_\_\_\_\_**

**9. Has the Synar survey inspection protocol changed from the previous year?**

Yes  No

*The state is required to have an approved up-to-date description of the Synar inspection protocol on file with CSAP. Please submit a copy of your Synar Survey Inspection Protocol (Appendix C). If the inspection protocol changed from the previous year, these changes must be reflected in the protocol submitted.*

**a. If Yes, describe how and when this change was communicated to SAMHSA**

**b. Provide the inspection period: From 07/01/21 to 09/17/21**  
MM/DD/YY MM/DD/YY

**c. Provide the number of youth inspectors used in the current inspection year:**

32

NOTE: If the state uses SSES, please ensure that the number reported in 9b matches that reported in SSES Table 4, or explain any difference.

**d. Fill out and attach Form 5 in Appendix A (Forms 1–5). (Not required if the state used SSES to analyze the Synar survey data.)**

## SECTION II: FFY 2022 (Intended Use):

Public Law 42 U.S.C. 300x-26 of the Public Health Service Act and 45 C.F.R. 96.130 (e) (4, 5) require that the states provide information on future plans to ensure compliance with the Synar requirements to reduce youth tobacco access.

### 1. In the upcoming year, does the state anticipate any changes in:

- Synar sampling methodology  Yes      No  
Synar inspection protocol  Yes      No

*If changes are made in either the Synar sampling methodology or the Synar inspection protocol, the state is required to obtain approval from CSAP prior to implementation of the change and file an updated Synar Survey Sampling Methodology (Appendix B) or an updated Synar Survey Inspection Protocol (Appendix C), as appropriate.*

### 2. Please describe the state's plans to maintain and/or reduce the target rate for Synar inspections to be completed in FFY 2022. Include a brief description of plans for law enforcement efforts to enforce youth tobacco access laws, activities that support law enforcement efforts to enforce youth tobacco access laws, and any anticipated changes in youth tobacco access legislation or regulation in the state.

DOR ATD will continue to conduct underage tobacco compliance operations throughout the year. FDA CTP will continue to conduct underage purchase attempts throughout the year. DOR ATD will continue to cooperate, collaborate and participate in any activities available that address the commercial availability of tobacco and alternative nicotine products to those under the lawful age. The sample methodology will retain an area-based methodology using only licensed tobacco vendors to estimate population and sample size in order to create an accurate sample for canvassing. There are no anticipated changes to youth access legislation or regulation.

### 3. Describe any challenges the state faces in complying with the Synar regulation. (Check all that apply and describe each challenge in the text box below it.)

- Limited resources for law enforcement of youth access laws

- Limited resources for activities to support enforcement and compliance with youth tobacco access laws

- Limitations in the state youth tobacco access laws

- Limited public support for enforcement of youth tobacco access laws

Youth tobacco access enforcement takes a lower priority in most communities with the primary concern for enforcement regarding violent crimes and property crimes.

Limitations on completeness/accuracy of list of tobacco outlets

Limited expertise in survey methodology

Laws/regulations limiting the use of minors in tobacco inspections

Difficulties recruiting youth inspectors

Many parents will not approve their child(ren)'s involvement with underage operations for a variety of reasons from safety concerns, to taking time away from their studies, to interference with extra-curricular activities. Thus, underage operatives are generally used in multiple operations during the Synar period. Additionally, many of the venues typically used for recruiting, such as colleges/schools, job fairs and explorer programs, were not available for much of the year due to COVID-related issues and precautions.

Issues regarding the balance of inspections conducted by youth inspectors age 15 and under

Issues regarding the balance of inspections conducted by one gender of youth inspectors

Geographic, demographic, and logistical considerations in conducting inspections

Cultural factors (e.g., language barriers, young people purchasing for their elders)

Cultural factors continue to play a role in certain communities but were less problematic this year due to the underage recruits and their willingness to work areas they were not always completely comfortable with or experienced in.

Issues regarding sources of tobacco under tribal jurisdiction

Other challenges (*Please list.*) COVID-related challenges

Concerns from parents regarding adherence to COVID safety protocols.

## APPENDIX A: FORMS 1–5

### FORM 1 (Required for all states not using the Synar Survey Estimation System (SSES) to analyze the Synar Survey data)

Complete Form 1 to report sampling frame and sample information and to calculate the unweighted retailer violation rate (RVR) using results from the current year’s Synar survey inspections.

**Instructions for Completing Form 1:** In the top right-hand corner of the form, provide the state name and reporting federal fiscal year (FFY 2022). Provide the remaining information by stratum if stratification was used. Make copies of the form if additional rows are needed to list all the strata.

Column 1: *If stratification was used:*

1(a) Sequentially number each row.

1(b) Write in the name of each stratum. All strata in the state must be listed.

*If no stratification was used:*

1(a) Leave blank.

1(b) Write “state” in the first row (indicates that the whole state is a single stratum).

*Note for unstratified samples: For Columns 2–5, wherever the instruction refers to “each stratum,” report the specified information for the state as a whole.*

Column 2: 2(a) Report the number of over-the-counter (OTC) outlets in the sampling frame in each stratum.

2(b) Report the number of vending machine (VM) outlets in the sampling frame in each stratum.

2(c) Report the combined total of OTC and VM outlets in the sampling frame in each stratum.

Column 3: 3(a) Report the estimated number of eligible OTC outlets in the OTC outlet population in each stratum.

3(b) Report the estimated number of eligible VM outlets in the VM outlet population in each stratum.

3(c) Report the combined total estimated number of eligible OTC and VM outlets in the total outlet population in each stratum.

*The estimates for Column 3 can be obtained from the Synar survey sample as the weighted sum of eligible outlets by outlet type.*

Column 4: 4(a) Report the number of eligible OTC outlets for which an inspection was completed, for each stratum.

4(b) Report the numbers of eligible VM outlets for which an inspection was completed, for each stratum.

4(c) Report the combined total of eligible OTC and VM outlets for which an inspection was completed, for each stratum.

Column 5: 5(a) Report the number of OTC outlets found in violation of the law as a result of completed inspections, for each stratum.

5(b) Report the number of VM outlets found in violation of the law as a result of completed inspections, for each stratum.

5(c) Report the combined total of OTC and VM outlets found in violation of the law as a result of completed inspections, for each stratum.

Totals: For each subcolumn (a–c) in Columns 2–5, provide totals for the state as a whole in the last row of the table. These numbers will be the sum of the numbers in each row for the respective column.



**FORM 1 (Required for all states not using the Synar Survey Estimation System [SSES] to analyze the Synar Survey data.)**

Summary of Synar Inspection Results by Stratum													State: _____	
													FFY: <u>2022</u>	
(1)		(2)			(3)			(4)			(5)			
STRATUM		NUMBER OF OUTLETS IN SAMPLING FRAME			ESTIMATED NUMBER OF ELIGIBLE OUTLETS IN POPULATION			NUMBER OF OUTLETS INSPECTED			NO. OF OUTLETS FOUND IN VIOLATION DURING INSPECTIONS			
(a) Row #	(b) Stratum Name	(a) Over-the-Counter (OTC)	(b) Vending Machines (VM)	(c) Total Outlets (2a+2b)	(a) Over-the-Counter (OTC)	(b) Vending Machines (VM)	(c) Total Outlets (3a+3b)	(a) Over-the-Counter (OTC)	(b) Vending Machines (VM)	(c) Total Outlets (4a+4b)	(a) Over-the-Counter (OTC)	(b) Vending Machines (VM)	(c) Total Outlets (5a+5b)	

**RECORD COLUMN TOTALS ON LAST LINE (LAST PAGE ONLY IF MULTIPLE PAGES ARE NEEDED).**

## FORM 2 (Optional)

### Appropriate for stratified simple or systematic random sampling designs.

Complete Form 2 to calculate the weighted RVR. This table (in Excel form) is designed to calculate the weighted RVR for stratified simple or systematic random sampling designs, accounting for ineligible outlets and noncomplete inspections encountered during the annual Synar survey.

**Instructions for Completing Form 2:** In the top right-hand corner of the form, provide the state name and reporting federal fiscal year (FFY 2022).

- Column 1: Write in the name of each stratum into which the sample was divided. These should match the strata reported in Column 1(b) of Form 1.
- Column 2: Report the number of outlets in the sampling frame in each stratum. These numbers should match the numbers reported for the respective strata in Column 2(c) of Form 1.
- Column 3: Report the original sample size (the number of outlets originally selected, *including* substitutes or replacements) for each stratum.
- Column 4: Report the number of sample outlets in each stratum that were found to be eligible during the inspections. Note that this number must be less than or equal to the number reported in Column 3 for the respective strata.
- Column 5: Report the number of eligible outlets in each stratum for which an inspection was completed. Note that this number must be less than or equal to the number reported in Column 4. These numbers should match the numbers reported in Column 4(c) of Form 1 for the respective strata.
- Column 6: Report the number of eligible outlets inspected in each stratum that were found in violation. These numbers should match the numbers reported in Column 5(c) of Form 1 for the stratum.
- Column 7: Form 2 (in Excel form) will automatically calculate the stratum RVR for each stratum in this column. This is calculated by dividing the number of inspected eligible outlets found in violation (Column 6) by the number of inspected eligible outlets (Column 5). The state unweighted RVR will be shown in the Total row of Column 7.
- Column 8: Form 2 (in Excel form) will automatically calculate the estimated number of eligible outlets in the population for each stratum. This calculation is made by multiplying the number of outlets in the sampling frame (Column 2) times the number of eligible outlets (Column 4) divided by the original sample size (Column 3). Note that these numbers will be less than or equal to the numbers in Column 2.
- Column 9: Form 2 (in Excel form) will automatically calculate the relative stratum weight by dividing the estimated number of eligible outlets in the population for each stratum in Column 8 by the Total of the values in Column 8.
- Column 10: Form 2 (in Excel form) will automatically calculate each stratum's contribution to the state weighted RVR by multiplying the stratum RVR (Column 7) by the relative stratum weight (Column 9). The weighted RVR for the state will be shown in the Total row of Column 10.
- Column 11: Form 2 (in Excel form) automatically calculates the standard error of each stratum's RVR (Column 7). The standard error for the state weighted RVR will be shown in the Total row of Column 11.
- TOTAL: For Columns 2–6, Form 2 (in Excel form) provides totals for the state as a whole in the last row of the table. For Columns 7–11, it calculates the respective statistic for the state as a whole.

**FORM 2 (Optional) Appropriate for stratified simple or systematic random sampling designs.**

Calculation of Weighted Retailer Violation Rate										
										State: _____
										FFY: 2022
(1) Stratum Name	(2) N Number of Outlets in Sampling Frame	(3) n Original Sample Size	(4) n1 Number of Sample Outlets Found Eligible	(5) n2 Number of Outlets Inspected	(6) x Number of Outlets Found in Violation	(7) p=x/n2 Stratum Retailer Violation Rate	(8) N'=N(n1/n) Estimated Number of Eligible Outlets in Population	(9) w=N'/Total Column 8 Relative Stratum Weight	(10) pw Stratum Contribution to State Weighted RVR	(11) s.e. Standard Error of Stratum RVR
<b>Total</b>										

- N - number of outlets in sampling frame
- n - original sample size (number of outlets in the original sample)
- n1 - number of sample outlets that were found to be eligible
- n2 - number of eligible outlets that were inspected
- x - number of inspected outlets that were found in violation
- p - stratum retailer violation rate (p=x/n2)
- N' - estimated number of eligible outlets in population (N'=N\*n1/n)
- w - relative stratum weight (w=N'/Total Column 8)
- pw - stratum contribution to the weighted RVR
- s.e. - standard error of the stratum RVR

**FORM 3 (Required when a cluster design is used for all states not using the Synar Survey Estimation System [SSES] to analyze the Synar survey data.)**

Complete Form 3 to report information about primary sampling units when a cluster design was used for the Synar survey.

**Instructions for Completing Form 3:** In the top right-hand corner of the form, provide the state name and reporting federal fiscal year (FFY 2022).

Provide information by stratum if stratification was used. Make copies of the form if additional rows are needed to list all the strata.

Column 1:       Sequentially number each row.

Column 2:       *If stratification was used:* Write in the name of stratum. All strata in the state must be listed.

*If no stratification was used:* Write “state” in the first row to indicate that the whole state constitutes a single stratum.

Column 3:       Report the number of primary sampling units (PSUs) (i.e., first-stage clusters) created for each stratum.

Column 4:       Report the number of PSUs selected in the original sample for each stratum.

Column 5:       Report the number of PSUs in the final sample for each stratum.

TOTALS:         For Columns 3–5, provide totals for the state as a whole in the last row of the table.

<b>Summary of Clusters Created and Sampled</b>				
<b>State:</b> _____				
<b>FFY:</b> 2022 _____				
(1) Row #	(2) Stratum Name	(3) Number of PSUs Created	(4) Number of PSUs Selected	(5) Number of PSUs in the Final Sample
<b>Total</b>				

**FORM 4 (Required for all states not using the Synar Survey Estimation System [SSES] to analyze the Synar Survey data)**

Complete Form 4 to provide detailed tallies of ineligible sample outlets by reasons for ineligibility and detailed tallies of eligible sample outlets with noncomplete inspections by reasons for noncompletion.

**Instructions for Completing Form 4:** In the top right-hand corner of the form, provide the state name and reporting federal fiscal year (FFY 2022).

Column 1(a): Enter the number of sample outlets found ineligible for inspection by reason for ineligibility. Provide the total number of ineligible outlets in the row marked “Total.”

Column 2(a): Enter the number of eligible sample outlets with noncomplete inspections by reason for noncompletion. Provide the total number of eligible outlets with noncomplete inspections in the row marked “Total.”

<b>Inspection Tallies by Reason of Ineligibility or Noncompletion</b>			
			<b>State:</b> _____
			<b>FFY:</b> 2022 _____
<b>(1) INELIGIBLE</b>		<b>(2) ELIGIBLE</b>	
<b>Reason for Ineligibility</b>	<b>(a) Counts</b>	<b>Reason for Noncompletion</b>	<b>(a) Counts</b>
Out of business		In operation but closed at time of visit	
Does not sell tobacco products		Unsafe to access	
Inaccessible by youth		Presence of police	
Private club or private residence		Youth inspector knows salesperson	
Temporary closure		Moved to new location	
Unlocatable		Drive-thru only/youth inspector has no driver’s license	
Wholesale only/Carton sale only		Tobacco out of stock	
Vending machine broken		Ran out of time	
Duplicate		Other noncompletion reason(s) <i>(Describe.)</i>	
Other ineligibility reason(s) <i>(Describe.)</i>			
<b>Total</b>		<b>Total</b>	

**FORM 5 (Required for all states not using the Synar Survey Estimation System [SSES] to analyze the Synar survey data)**

Complete Form 5 to show the distribution of outlet inspection results by age and gender of the youth inspectors.

**Instructions for Completing Form 5:** In the top right-hand corner of the form, provide the state name and reporting federal fiscal year (FFY 2022).

Column 1: Enter the number of attempted buys by youth inspector age and gender.

Column 2: Enter the number of successful buys by youth inspector age and gender.

If the inspectors are age eligible but the gender of the inspector is unknown, include those inspections in the “Other” row. Calculate subtotals for males and females in rows marked “Male Subtotal” and “Female Subtotal.” Sum subtotals for Male, Female, and Other and record in the bottom row marked “Total.” Verify that the total of attempted buys and successful buys equals the total for Column 4(c) and Column 5(c), respectively, on Form 1. If the totals do not match, please explain any discrepancies.

<b>Synar Survey Inspector Characteristics</b>		
		<b>State:</b> _____
		<b>FFY:</b> 2022
	(1) Attempted Buys	(2) Successful Buys
<b>Male</b>		
15 years		
16 years		
17 years		
18 years		
19 years		
20 years		
<b>Male Subtotal</b>		
<b>Female</b>		
15 years		
16 years		
17 years		
18 years		
19 years		
20 years		
<b>Female Subtotal</b>		
<b>Other</b>		
<b>Total</b>		

## **APPENDIXES B & C: FORMS**

### Instructions

Appendix B (Sampling Design) and Appendix C (Inspection Protocol) are to reflect the state's CSAP-approved sampling design and inspection protocol. These appendixes, therefore, should generally describe the design and protocol and, with the exception of Question #10 of Appendix B, are not to be modified with year-specific information. Please note that any changes to either appendix must receive CSAP's advance, written approval. To facilitate the state's completion of this section, simply cut and paste the previously approved sampling design (Appendix B) and inspection protocol (Appendix C) and respond to Question #10 of Appendix B to provide the requested information about sample size calculations for the Synar survey conducted in FFY 2021.

## APPENDIX B: SYNAR SURVEY SAMPLING METHODOLOGY

State: GA  
FFY: 2022

**1. What type of sampling frame is used?**

- List frame (*Go to Question 2.*)
- Area frame (*Go to Question 3.*)
- List-assisted area frame (*Go to Question 2.*)

**2. List all sources of the list frame. Indicate the type of source from the list below. Provide a brief description of the frame source. Explain how the lists are updated (method), including how new outlets are identified and added to the frame. In addition, explain how often the lists are updated (cycle). (*After completing this question, go to Question 4.*)**

*Use the corresponding number to indicate Type of Source in the table below.*

- |   |  |
|---|--|
| 1 – Statewide commercial business list    | 4 – Statewide retail license/permit list |
| 2 – Local commercial business list        | 5 – Statewide liquor license/permit list |
| 3 – Statewide tobacco license/permit list | 6 – Other                                |

Name of Frame Source	Type of Source	Description	Updating Method and Cycle
Georgia Tobacco License List	3	List of all licensed tobacco vendors in Georgia	License list is maintained by Georgia Department of Revenue and is updated when a business license status changes.

**3. If an area frame is used, describe how area sampling units are defined and formed.**

Our primary sampling units (PSU) are zip codes or cluster of zip codes. Zip codes with only one vendor are grouped with adjacent zip codes to form clusters when necessary. The entire area within the selected zip codes will be canvassed for eligible vendors.

**a. Is any area left out in the formation of the area frame?**

- Yes  No

*If Yes, what percentage of the state’s population is not covered by the area frame?*  
\_\_\_\_\_ %

**4. Federal regulation requires that vending machines be inspected as part of the Synar survey. Are vending machines included in the Synar survey?**

- Yes  No



If **No**, please indicate the reason(s) they are not included in the Synar survey. Please check all that apply.

- State law bans vending machines.
- State law bans vending machines from locations accessible to youth.
- State has a contract with the FDA and is actively enforcing the vending machine requirements of the Family Smoking Prevention and Tobacco Control Act.
- Other (*Please describe.*) \_\_\_\_\_

If **Yes**, please indicate how likely it is that vending machines will be sampled.

- Vending machines are sampled separately to ensure vending machines are included in the sample
- Vending machines are sampled together with over the counter outlets, so it is possible that no vending machines were sampled, however they are included in the sampling frame and have a non-zero probability of selection
- Other reasons (*Please describe.*) \_\_\_\_\_

**5. Which category below best describes the sample design? (Check only one.)**

- Census** (*STOP HERE: Appendix B is complete.*)

**Unstratified statewide sample:**

- Simple random sample (*Go to Question 9.*)
- Systematic random sample (*Go to Question 6.*)
- Single-stage cluster sample (*Go to Question 8.*)
- Multistage cluster sample (*Go to Question 8.*)

**Stratified sample:**

- Simple random sample (*Go to Question 7.*)
- Systematic random sample (*Go to Question 6.*)
- Single-stage cluster sample (*Go to Question 7.*)
- Multistage cluster sample (*Go to Question 7.*)
- Other** (*Please describe and go to Question 9.*) \_\_\_\_\_

**6. Describe the systematic sampling methods.** (*After completing Question 6, go to Question 7 if stratification is used. Otherwise go to Question 9.*)

**7. Provide the following information about stratification.**

**a. Provide a full description of the strata that are created.**

Four strata were created for this pure area sample. Stratum 1 automatically includes the 10 most populous counties in the state. The Census data are to be checked annually before drawing the sample to determine which counties are the 10 most populous. The Census data were checked in 2021 before drawing the sample. The remaining 149 counties were divided into three strata based on youth population

density. Stratum 2 contains the 50 counties with the highest youth population densities, Stratum 3 contains the middle 50 counties based on youth density, and Stratum 4 contains the 49 counties with the lowest youth densities.

**b. Is clustering used within the stratified sample?**

**Yes** (Go to Question 8.)

**No** (Go to Question 9.)

**8. Provide the following information about clustering.**

**a. Provide a full description of how clusters are formed.** (If multistage clusters are used, give definitions of clusters at each stage.)

The clusters are the ZIP codes or combined ZIP codes to ensure that there are enough outlets in the individual clusters for sampling.

**b. Specify the sampling method (simple random, systematic, or probability proportional to size sampling) for each stage of sampling and describe how the method(s) is (are) implemented.**

Zip codes (PSU) were selected by simple random sampling (SRS) within each stratum. The SSES sample calculator was used to determine the effective, target, and original sample sizes. Based on the original sample size, the DOR tobacco list frame is used as a measure of size to determine the number of outlets in each strata and zip code. The number of selected zip codes (based on number of outlets within each zip code) was allocated proportionally to the specific strata size (based on the number of outlets within each stratum). Zip codes were sampled within each stratum until the DOR list frame indicated that we would have sampled a sufficient number of outlets for each stratum.

To improve accuracy, we cleaned DOR's tobacco list thoroughly. We oversampled by selecting additional cluster(s) if required number of outlets nearly equaled the total estimated number of outlets available in the selected clusters. Finally, we created a reserve sample based on the same random sequencing used to create the initial sample. Had a reserve sample been needed, we would have used the reserve sample selected. In the event the reserve sample were too small, we would have selected the next nth cluster, while maintaining proportionality among the expected outlets per stratum.

Each selected zip code was comprehensively canvassed by Georgia Department of Revenue (DOR) agents (or underage undercover operatives) for all eligible outlets (those selling tobacco). Every retail establishment that could possibly sell tobacco products was physically entered by DOR agents (or underage undercover operatives) to determine if the outlet did in fact sell tobacco products. Each outlet that offered tobacco products for sale was inspected, recorded as an eligible outlet, and included in Synar RVR calculations. All outlets that did not offer tobacco products for sale were considered ineligible, and were not recorded. Thus, our eligibility rate is 100 percent.

**9. Provide the following information about determining the Synar Sample.**

**a. Was the Synar Survey Estimation System (SSES) used to calculate the sample size?**

**Yes** (Respond to part b.)

**No** (Respond to part c and Question 10c.)

**b. SSES Sample Size Calculator used?**

**State Level** (Respond to Question 10a.)

**Stratum Level** (Respond to Question 10a and 10b.)

**c. Provide the formulas for determining the effective, target, and original outlet sample sizes.**

--

**10. Provide the following information about sample size calculations for the Synar survey conducted in FFY 2021.**

**a. If the state uses the sample size formulas embedded in the SSES Sample Size Calculator to calculate the state level sample size, please provide the following information:**

**Inputs for Effective Sample Size:**

RVR: 20%

Frame Size: 12,842

**Input for Target Sample Size:**

Design Effect: 2

**Inputs for Original Sample Size:**

Safety Margin: 20%

Accuracy (Eligibility) Rate: 80%

Completion Rate: 90%

**b. If the state uses the sample size formulas embedded in the SSES Sample Size Calculator to calculate the stratum level sample sizes, please provide the stratum level information:**

Stratum ID	Stratum Size
1	5,013
2	5,201
3	1,830
4	798
(Total)	12,842

- c. **If the state does not use the sample size formulas embedded in the SSES Sample Size Calculator, please provide all inputs required to calculate the effective, target, and original sample sizes as indicated in Question 9.**

# APPENDIX C: SYNAR SURVEY INSPECTION PROTOCOL SUMMARY

State: GA  
FFY: 2022

*Note: Upload to WebBGAS a copy of the Synar inspection form under the heading “Synar Inspection Form” and a copy of the protocol used to train inspection teams on conducting and reporting the results of the Synar inspections under the heading “Synar Inspection Protocol.”*

## 1. How does the state Synar survey protocol address the following?

### a. Consummated buy attempts?

- Required
- Permitted under specified circumstances (Describe: \_\_\_\_\_ )
- Not permitted

### b. Youth inspectors to carry ID?

- Required
- Permitted under specified circumstances (Describe: \_\_\_\_\_ )
- Not permitted

### c. Adult inspectors to enter the outlet?

- Required
- Permitted under specified circumstances (Describe: \_\_\_\_\_ )
- Not permitted

### d. Youth inspectors to be compensated?

- Required
- Permitted under specified circumstances (Describe: \_\_\_\_\_ )
- Not permitted

## 2. Identify the agency(ies) or entity(ies) that actually conduct the random, unannounced Synar inspections of tobacco outlets. (Check all that apply.)

- Law enforcement agency(ies)
- State or local government agency(ies) other than law enforcement
- Private contractor(s)
- Other

List the agency name(s): Georgia Department of Revenue, Alcohol and Tobacco Division

---

3. Are Synar inspections combined with law enforcement efforts (i.e., do law enforcement representatives issue warnings or citations to retailers found in violation of the law at the time of the inspection)?

Always  Usually  Sometimes  Rarely  Never

4. Describe the type of tobacco products that are requested during Synar inspections.

a. What type of tobacco products are requested during the inspection?

- Cigarettes
- Small Cigars
- Cigarillos
- Smokeless Tobacco
- Electronic Cigarettes/Electronic Nicotine Delivery Systems (ENDS)
- Other

b. Describe the protocol for identifying what types of products and what brands of products are requested during an inspection.

The types and brands of tobacco products to be purchased is based on the Case Agent's knowledge of the area and those products most prevalently used in that area. Every effort is made to ensure that purchase attempts involve products heavily used in the area.

5a. Describe the methods used to recruit, select, and train adult supervisors.

Adult supervisors are sworn law enforcement officers of the Alcohol and Tobacco Division.

5b. Describe the methods used to recruit, select, and train youth inspectors.

Recruitment generally occurs through schools, job and explorer programs, churches, youth groups, friends, neighbors and family members. Due to COVID-related issues this year, family and friends/social networks were largely utilized for recruitment efforts. Youth inspectors that had previously served were also contacted. Operatives are interviewed to ensure they do not already use tobacco products, do not have a history that would preclude prosecution of violations found and no significant factors indicating possible or probable use or attempts to purchase outside of official attempts. A PowerPoint presentation is used for initial training immediately followed by scenario-based discussions just prior to beginning operations.

6. Are there specific legal or procedural requirements instituted by the state to address the issue of youth inspectors' immunity when conducting inspections?

a. Legal

Yes  No

*(If Yes, please describe.)*

Legal - Official Code of Georgia Annotated 16-12-175

**b. Procedural**

Yes  No

*(If Yes, please describe.)*

Identity of underage operatives is maintained as Confidential.

**7. Are there specific legal or procedural requirements instituted by the state to address the issue of the safety of youth inspectors during all aspects of the Synar inspection process?**

**a. Legal**

Yes  No

*(If Yes, please describe.)*

O.C.G.A. 16-12-175 requires operations to be conducted strictly under the control of a Revenue Special Agent.

**b. Procedural**

Yes  No

*(If Yes, please describe.)*

Sworn law enforcement is the first to enter and last to leave each location. Operatives may not use ID to avoid identification and address location. Only Operative Numbers are used on official and unofficial reports.

**8. Are there any other legal or procedural requirements the state has regarding how inspections are to be conducted (e.g., age of youth inspector, time of inspections, training that must occur)?**

**a. Legal**

Yes  No

*(If Yes, please describe.)*

O.C.G.A. 16-12-175 restricts such compliance investigations to only be conducted by and under the direct control of special agents of the State Revenue Commissioner.

**b. Procedural**

Yes  No

*(If Yes, please describe.)*

Written policy concerning planning, conducting and documenting these investigations.

# APPENDIX D: LIST SAMPLING FRAME COVERAGE STUDY

(LIST FRAME ONLY)

State: GA  
FFY: 2022

1. Calendar year of the coverage study: \_\_\_\_\_

2. a. Unweighted percent coverage found: \_\_\_\_\_%  
b. Weighted percent coverage found: \_\_\_\_\_%  
c. Number of outlets found through canvassing: \_\_\_\_\_  
d. Number of outlets matched on the list frame: \_\_\_\_\_

3. a. Describe how areas were defined. (e.g., census tracts, counties, etc.)

b. Were any areas of the state excluded from sampling?

Yes  No

If Yes, please explain.

4. Please answer the following questions about the selection of canvassing areas.

a. Which category below best describes the sample design? (Check only one.)

Census (Go to Question 6.)

**Unstratified statewide sample:**

Simple random sample (Respond to Part b.)

Systematic random sample (Respond to Part b.)

Single-stage cluster sample (Respond to Parts b and d.)

Multistage cluster sample (Respond to Parts b and d.)

**Stratified sample:**

Simple random sample (Respond to Parts b and c.)

Systematic random sample (Respond to Parts b and c.)

Single-stage cluster sample (Respond to Parts b, c, and d.)

Multistage cluster sample (Respond to Parts b, c, and d.)

Other (Please describe and respond to Part b.) \_\_\_\_\_

b. Describe the sampling methods.



c. Provide a full description of the strata that were created.

d. Provide a full description of how clusters were formed.

5. Were borders of the selected areas clearly identified at the time of canvassing?

Yes  No

6. Were all sampled areas visited by canvassing teams?

Yes (*Go to Question 7.*)  No (*Respond to Parts a and b.*)

a. Was the subset of areas randomly chosen?

Yes  No

b. Describe how the subsample of visited areas was drawn. Include the number of areas sampled and the number of areas canvassed.

7. Were field observers provided with a detailed map of the canvassing areas?

Yes  No

*If No, describe the canvassing instructions given to the field observers.*

8. Were field observers instructed to find all outlets in the assigned area?

Yes  No

*If No, respond to Question 9.*

*If Yes, describe any instructions given to the field observers to ensure the entire area was canvassed, then go to Question 10.*

9. If a full canvassing was not conducted:

a. How many predetermined outlets were to be observed in each area? \_\_\_\_\_

b. What were the starting points for each area? \_\_\_\_\_

c. Were these starting points randomly chosen?

Yes  No

d. Describe the selection of the starting points.

- e. Please describe the canvassing instructions given to the field observers, including predetermined routes.

10. Describe the process field observers used to determine if an outlet sold tobacco.

11. Please provide the state's definition of "matches" or "mismatches" to the Synar sampling frame? (i.e., address, business name, business license number, etc.)

12. Provide the calculation of the weighted percent coverage (if applicable).






# GEORGIA FFY 2022 ASR OMB APPROVED Draft v2--

Final Audit Report

2021-12-08

Created:	2021-12-08
By:	Ruth Rogers (ruth.rogers@dbhdd.ga.gov)
Status:	Signed
Transaction ID:	CBJCHBCAABAAX_2_B8HV4NVzPE6kbz-eFZ19BapelH1W

## "GEORGIA FFY 2022 ASR OMB APPROVED Draft v2--" History

-  Document created by Ruth Rogers (ruth.rogers@dbhdd.ga.gov)  
2021-12-08 - 7:45:28 PM GMT - IP address: 104.59.130.25
-  Document emailed to Judy Fitzgerald (judy.fitzgerald@dbhdd.ga.gov) for signature  
2021-12-08 - 7:46:33 PM GMT
-  Email viewed by Judy Fitzgerald (judy.fitzgerald@dbhdd.ga.gov)  
2021-12-08 - 8:50:38 PM GMT - IP address: 47.36.5.117
-  Document e-signed by Judy Fitzgerald (judy.fitzgerald@dbhdd.ga.gov)  
Signature Date: 2021-12-08 - 9:04:24 PM GMT - Time Source: server- IP address: 47.36.5.117
-  Agreement completed.  
2021-12-08 - 9:04:24 PM GMT